



# INSTRUCTION BULLETIN

No. 9016887  
Machine: T12  
Published: 02-2018  
Rev. 00

**NOTE: DO NOT DISCARD the Parts List from the Instruction Bulletin. Place the Parts List in the appropriate place in the machine manual for future reference. Retaining the Parts List will make it easier to reorder individual parts and will save the cost of ordering an entire kit.**

*NOTE: Numbers in parenthesis ( ) are reference numbers for parts listed in Bill of Materials.*

Installation instructions for **kit number 9016886**

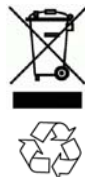
## SYNOPSIS:

This kit contains the parts needed to install a door stop kit on T12 scrubbers equipped with cylindrical scrub heads.

Please follow step-by-step instructions.

## SPECIAL TOOLS / CONSIDERATIONS: NONE

(Estimated time to complete: 30 minutes)



### PROTECT THE ENVIRONMENT

Please dispose of packaging materials, used machine components such as batteries and fluids in an environmentally safe way according to local waste disposal regulations.

Always remember to recycle.

## PREPARATION:

**FOR SAFETY: Before leaving or servicing machine, stop on level surface, turn off machine, and remove key.**

## INSTALLATION:

1. Remove both the right squeegee assembly and the left squeegee assembly from the machine. Set all hardware aside except the pin retainer brackets. Discard both pin retainer brackets. (Fig. 1)

*NOTE: Although the following instructions reference only installing the right pin retainer bracket (1) onto the scrub head, use same instructions to install the left pin retainer bracket (2) onto the left side of the scrub head.*

2. Use the M6 hex screw to install the right pin retainer bracket (1) onto the scrub head. (Fig. 2)

3. Use the clevis pin to install the right squeegee assembly onto the right pin retainer bracket (1) / scrub head. (Fig. 2)
4. Use the M5 hex screw and cotter pin to secure the clevis pin to the right pin retainer bracket (1). (Fig. 2)
5. Repeat the previous procedure to install the left pin retainer bracket (2) onto the scrub head. (Fig. 2)

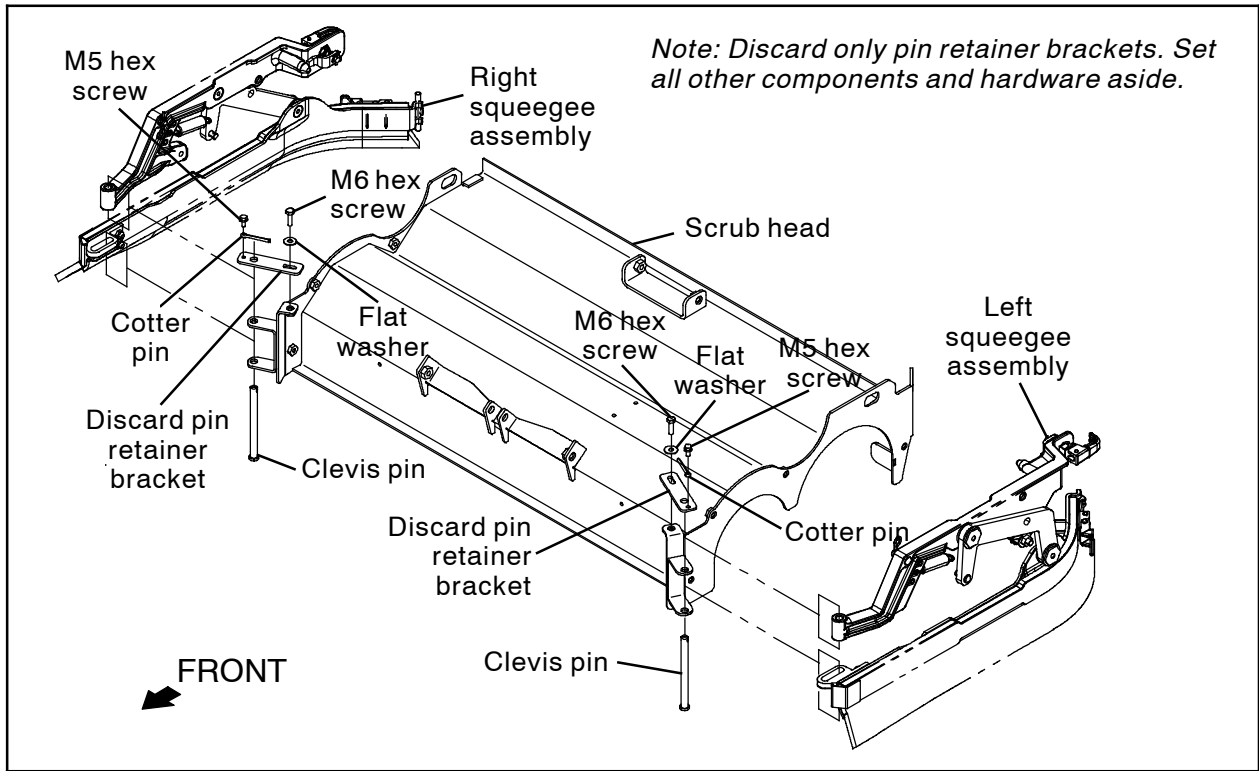


FIG. 1

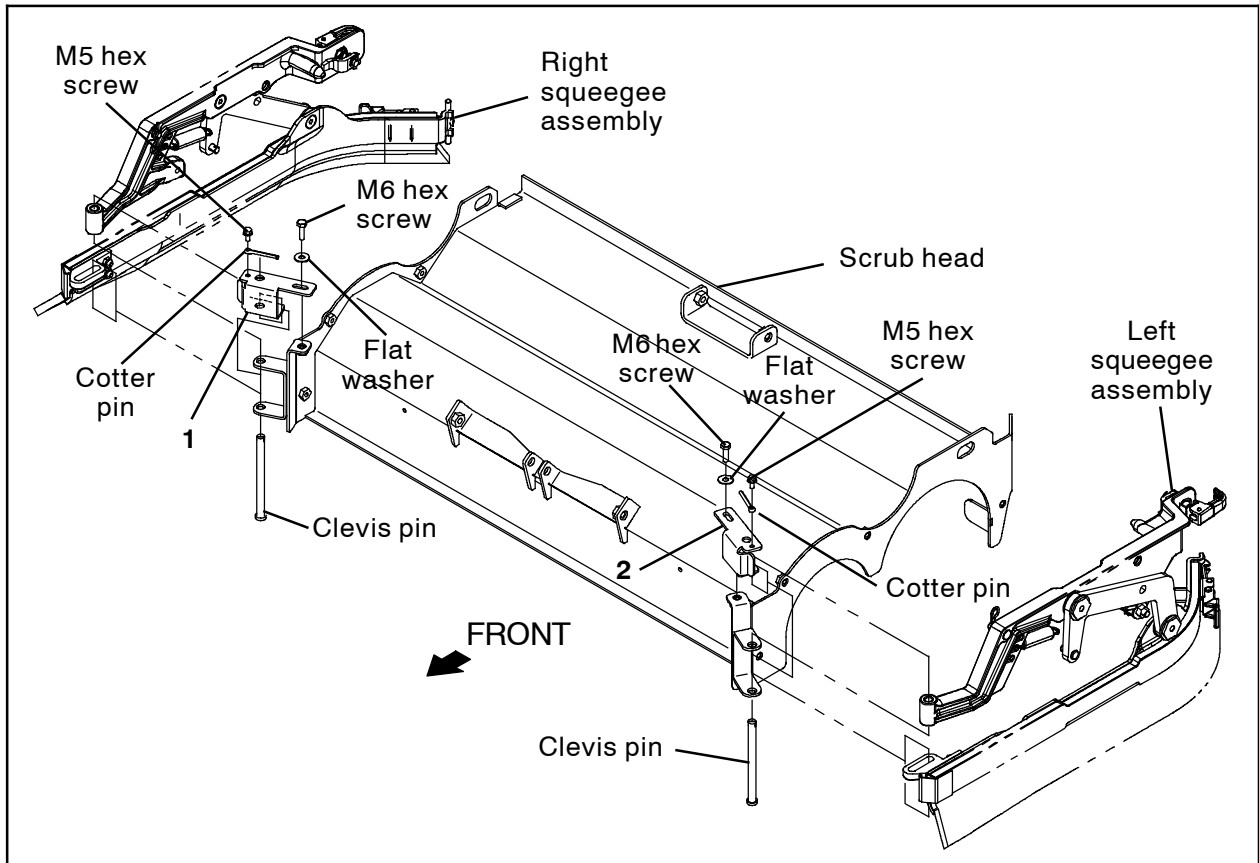


FIG. 2

---

**Bill Of Materials For Door Stop Kit, Side Squeegee [T12Cyl] - 9016886**

| <b>Ref.</b> | <b>Tennant<br/>Part No.</b> | <b>Description</b>             | <b>Qty.</b> |
|-------------|-----------------------------|--------------------------------|-------------|
| 1           | 1233530                     | Bracket, Retainer, Pin (Right) | 1           |
| 2           | 1233905                     | Bracket, Retainer, Pin LH      | 1           |

TENNANT COMPANY  
P. O. Box 1452  
Minneapolis, MN 55440-1452